

Submittal Data: LIVS12HP115V1B 12,000 BTU/H (115V) Wall Mounted Heat Pump System

Job Name Location Date

Purchaser Engineer

Submitted To For Reference Approval Construction

Unit Designation Schedule No.

- GENERAL FEATURES**
- High Efficiency DC Inverter Technology
 - Compact and Quiet Design
 - Wireless Remote with LCD Display
 - Wi-Fi Ready (Sold Separately Kit PN: WSBE02)
 - XK41 Wired Tether Controller (Sold Separately)
 - Low Ambient Cool to 0 deg F
 - Blue Fin Condenser Coil
 - 5 year Limited Parts Warranty



System Ratings

Cooling		
Rated Capacity		12,000 BTU/H
Capacity Range		3,753-12,500 BTU/H
Power Input (Max)		1,193 W
SEER		16.0
EER		10.55
Heating at 47° F		
Rated Capacity		13,000 BTU/H
Capacity Range		3,412-15,013 BTU/H
Power Input (Max)		1,250 W
HSPF		9.0
COP		3.1
Heating at 17° F		
Rated Capacity		7,600 BTU/H
Operating Range		
Cooling	(Max)	115°F (46 C)
	(Min)	0°F (-18 C)
Heating	(Max)	75°F (24 C)
	(Min)	-4°F (-20 C)

Indoor Unit Data

Fan Motor	Type	Cross-Flow
	Output Power	20 W
	FLA	0.3 A
Airflow		
Cooling	Wet (Lo/Hi)	194/400 CFM
Heating	Dry (Lo/Hi)	194/400 CFM
Sound Pressure Level		
Cooling	(Min/Max)	29/43 db(A)
Heating	(Min/Max)	29/43 db(A)
Dehumidification		2.96 pt/hr

Refrigerant Piping Data

Gas Pipe Size (OD)	3/8-in
Liquid Pipe Size (OD)	1/4-in
Connection Method	Flared
Factory Charge	31.8 oz
Additional Charge	0.2 oz/ft
Pre-Charge Length	25-ft
MAX Refrigerant Pipe Length	66-ft
MIN Refrigerant Pipe Length	10-ft
MAX Refrigerant Pipe Elevation	33-ft

Outdoor Unit Data

Compressor	Type	DC Inverter Driven Rotary
	RLA	15.2 A
Refrigerant Type		R410A
Fan Motor	Output Power	30 W
	FLA	0.23 A
Sound Pressure		
Cooling/Heating		53/53 db(A)

Electrical Data

Power Supply		
Normal Operational Voltage		115 V, 1 Phase, 60 Hz
Voltage Range		103 - 127 V
MCA		20.0 A
MOCP/Breaker Size		30 A
Main Power Wire Size		10-2 AWG

SYSTEM FEATURES	
Inverter Type	G10
Ultra Low Frequency Torque Control	Yes
Power Factor Correction	Yes
Compressor Type	High Eff. Rotary
Refrigerant Type	R410A
Basepan With Electric Heater	YES
Compressor With Electric Heater	YES
Outdoor Fin Coating	Bule Fin
Intelligent Defrosting	YES
Intelligent Preheating	YES
Low Voltage Startup	YES
Memory/Power Failure Recovery	YES
Self Diagnosis	YES
Wired Controller Interface (XK-41)	YES
Wi-Fi Interface Capable	Optional (see PN: WSBEC01)
Indoor Fan Type	Crossflow
Multi Fan Speeds	4 Speeds
Indoor Unit Display	YES
Advance Filter	Optional (see Filter Kits)
Auxiliary Electrical Heater	NO
Ventilation (Outdoor Air)	NO

REMOTE CONTROLLER FUNCTIONS	
Auto Mode	YES
Auto Fan	YES
Auto Swing (Horizontal Auto Swing)	NO
Auto Swing (Vertical Auto Swing)	YES
Clock on Remote Controller	YES
Dry Mode	YES
Dry Anti-Mildew (X-Fan) Mode	NO
Energy Saving Mode	YES
Dirty Filter Alert	NO
I Feel Function	YES
Lock on Remote Controller	YES
Quiet Mode	NO
Room Temperature Display	YES
Sleep Mode	YES
4 Sleep Modes Options	NO
Timer Mode	YES
Turbo Mode	YES
Display On/Off Control	YES
Freeze Guard Mode	YES
Display On/Off Control	YES
Freeze Guard Mode	YES

COOLING PERFORMANCE (BtuH)*

Outdoor Ambient DB	Indoor Ambient Temperature							
	68F DB (20C)		73F DB (23C)		80F DB (27C)		82F DB (28C)	
	57F WB (14C)		61F WB (16C)		67F WB (19C)		68F WB (20C)	
	TC	SHC	TC	SHC	TC	SHC	TC	SHC
0°F	6,955	5,800	7,295	6,070	9,265	7,395	8,030	6,590
5°F	7,087	5,903	7,423	6,170	9,327	7,530	8,163	6,693
14°F	7,350	6,110	7,680	6,370	9,450	7,800	8,430	6,900
23°F	7,900	6,540	8,340	6,890	10,360	8,230	9,350	7,620
32°F	8,240	6,800	8,700	7,170	10,540	8,510	9,780	7,960
41°F	8,580	7,060	9,060	7,450	10,850	9,040	10,210	8,300
50°F	8,920	7,320	9,420	7,730	10,900	9,260	10,640	8,640
59°F	9,240	7,590	9,770	8,010	10,950	9,540	11,070	8,960
68°F	10,250	8,390	10,790	8,810	11,010	9,610	11,840	9,570
77°F	10,150	8,310	10,690	8,730	11,260	9,750	11,710	9,460
86°F	9,730	7,980	10,270	8,400	11,560	10,010	11,440	9,250
95°F	9,290	7,640	9,830	8,060	12,000	9,420	10,940	9,020
104°F	8,920	7,340	9,460	7,760	11,860	9,390	10,760	8,720
113°F	8,550	7,050	9,080	7,470	10,910	9,180	10,390	8,430
115°F	8,529	7,033	9,050	7,447	10,842	9,154	10,357	8,403

HEATING PERFORMANCE (BtuH)*

Outdoor Ambient DB	Indoor Ambient Temperature							
	68F DB (20C)		73F DB (23C)		80F DB (27C)		86F DB (30C)	
	57F WB (14C)		61F WB (16C)		67F WB (19C)		72F WB (22C)	
	TC	SHC	TC	SHC	TC	SHC	TC	SHC
-4°F	7,090	7,090	7,120	7,120	7,190	7,190	7,120	7,120
0°F	7,130	7,130	7,280	7,280	7,260	7,260	7,210	7,210
6°F	7,160	7,160	7,220	7,220	7,310	7,310	7,120	7,120
10°F	7,950	7,950	8,130	8,130	8,240	8,240	8,090	8,090
16°F	8,560	8,560	9,060	9,060	9,210	9,210	8,290	8,290
19°F	9,250	9,250	9,580	9,580	9,350	9,350	9,040	9,040
24°F	9,830	9,830	10,030	10,030	10,800	10,800	10,340	10,340
32°F	11,040	11,040	11,520	11,520	11,910	11,910	11,260	11,260
41°F	11,230	11,230	11,980	11,980	12,010	12,010	11,393	11,393
43°F	12,000	12,000	12,370	12,370	12,560	12,560	11,560	11,560
47°F	12,780	12,780	13,060	13,060	13,640	13,640	12,110	12,110
53°F	13,020	13,020	13,290	13,290	13,680	13,680	12,120	12,120
59°F	12,370	12,370	12,680	12,680	12,950	12,950	12,230	12,230
64°F	12,010	12,010	12,320	12,320	12,563	12,563	11,980	11,980
70°F	12,110	12,110	12,360	12,360	12,803	12,803	11,870	11,870
75°F	12,350	12,350	12,960	12,960	12,780	12,780	11,590	11,590

* Maximum system capacity

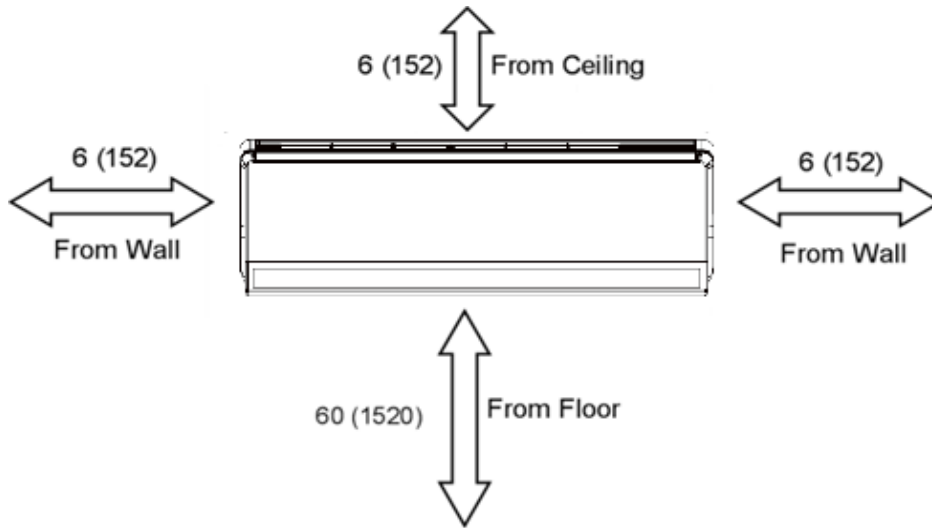
TC- Total Capacity (BtuH)

SHC- Sensible Capacity (BtuH)

MINIMUM SPACING REQUIREMENTS

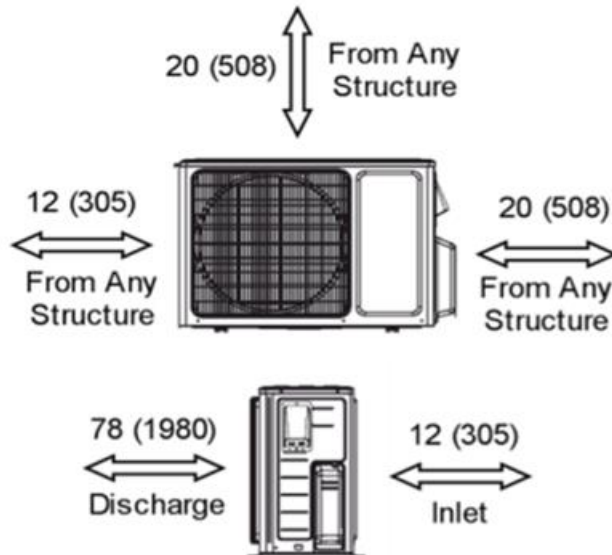
Units: inch (mm)

INDOOR



Units: inch (mm)

OUTDOOR



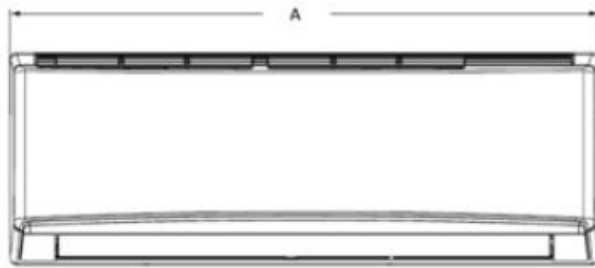
DIMENSIONAL SPECIFICATIONS

LIVS12HP115V1B

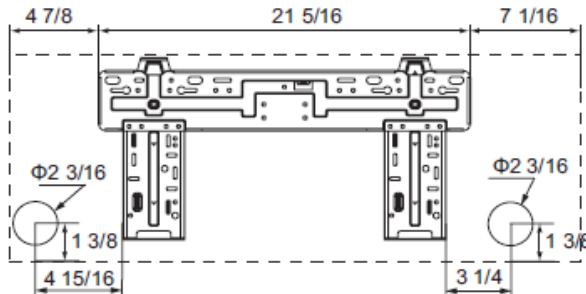
INDOOR UNIT DIMENSIONS

Units: inch

Model No: LIVS12HP115V1BH



Dimensions	
A	33.3
B	11.4
C	8.3



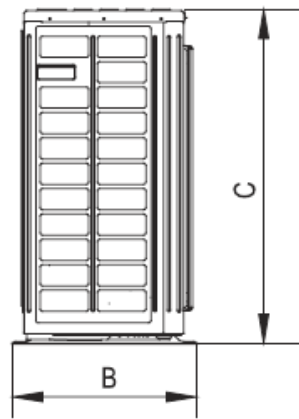
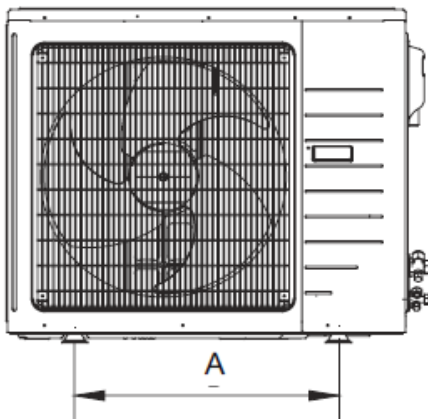
Weight (Net/Gross) 22.1/27.6 lbs

Liquid Line Valve	1/4-in OD Flared
Gas Line Valve	3/8-in OD Flared
Drain Connector	5/8-in OD

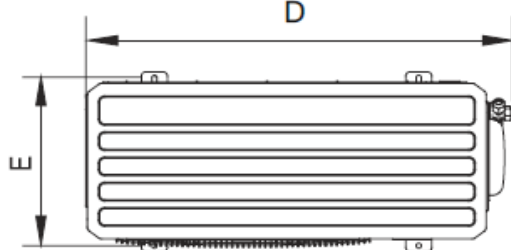
OUTDOOR UNIT DIMENSIONS

Units: inch

Model No: LIVS12HP115V1BO



Dimensions	
A	21.3
B	12.6
C	21.3
D	33.4
E	11.3



Weight (Net/Gross) 67.3/72.8 lbs

Liquid Line Valve	1/4-in OD Flared
Gas Line Valve	3/8-in OD Flared

Notes:

1. Recommended Interconnecting Cable Type 14 AWG 4 Stranded Copper Conductors THHN 600V Wire
2. Power wiring cable size must comply with applicable national and local codes.
3. Test conditions are based on AHRI 210/240.

Specifications are subject to change without notice. Manufacturer reserves the right to discontinue or modify specifications or designs without notice or without incurring obligations. All rights reserved.